



# ACTIVITIES

# Sarah

## the TEACHER

FILL IN THE BLANK




Written by  
Nancy Gleason

Illustrated by  
Patricia Ondarza



level  
5



\_\_\_\_\_

Name

Name \_\_\_\_\_

## Directions to Teacher

Students read the words from their word list found at the back of their student book. As they read, place a "+" mark for each correctly read word and a "-" mark for each word read incorrectly. Students must read words automatically (1-2 seconds) to be counted as correctly read. To avoid frustration, stop the check after students miss 5 words. Record the score in the score box.

### Group 3 #51-75

51  +/- **some**

56  +/- **many**

61  +/- **be**

66  +/- **him**

71  +/- **two**

52  +/- **was**

57  +/- **then**

62  +/- **that**

67  +/- **into**

72  +/- **more**

53  +/- **other**

58  +/- **them**

63  +/- **would**

68  +/- **time**

73  +/- **write**

54  +/- **about**

59  +/- **these**

64  +/- **or**

69  +/- **had**

74  +/- **but**

55  +/- **as**

60  +/- **they**

65  +/- **one**

70  +/- **by**

75  +/- **what**

Number of  
Words Correct

SCORE BOX

**Directions**

Practice reading this passage with your teacher, a partner, and on your own. Take a one minute timed reading. Count up the number of words read correctly and enter your score into the speech bubble. Your goal is to read up to, or beyond, the number of words indicated by the goal line.

“I am a teacher today,” said Sarah. 7

“Here are my students.” 11

Sarah put her bear and her dog on the floor. “We have a lot of work to do,” said Sarah. 19

“Write your name on the paper.” Sarah looked at their work. 42

“Good job!” she said. 46


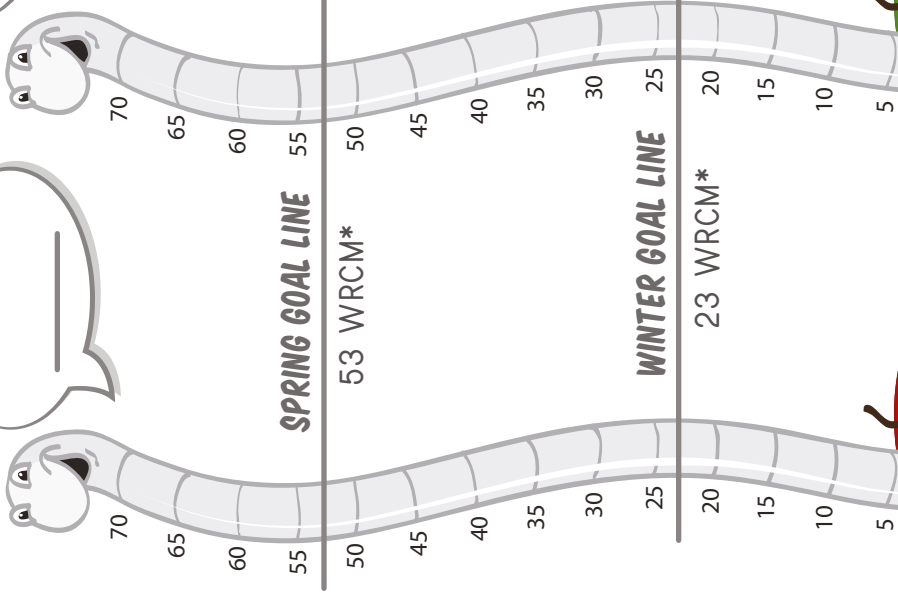
“Now write your letters on the paper.” Sarah looked at their work. 53

“Good job!” she said. 58

“Now write your numbers on the paper.” Sarah looked at their work. 69

“Good job!” she said. 74

78



Name

**Directions**

Trace each word. Read and write the word.

am

here

said

Name

**Directions**

Trace each word. Read and write the word.

on

good

now

Name

**Directions**

Draw and label a picture of something that happened at the beginning, in the middle, and at the end of the story.

<b>BEGINNING</b>	<b>MIDDLE</b>	<b>END</b>
<hr/> <hr/> <hr/>	<hr/> <hr/> <hr/>	<hr/> <hr/> <hr/>
<hr/> <hr/> <hr/>	<hr/> <hr/> <hr/>	<hr/> <hr/> <hr/>
<hr/> <hr/> <hr/>	<hr/> <hr/> <hr/>	<hr/> <hr/> <hr/>



1. Sarah's students are her \_\_\_\_\_.

- (A) bear and dog
- (B) friends
- (C) family

2. Sarah tells her students to \_\_\_\_\_.

- (A) "Go to recess"
- (B) "Write your numbers"
- (C) "Eat your lunch"

3. After school, Sarah's students have to \_\_\_\_\_.

- (A) clean the room
- (B) do their homework
- (C) wash the car

## Directions

Draw and write about your favorite part of the book.